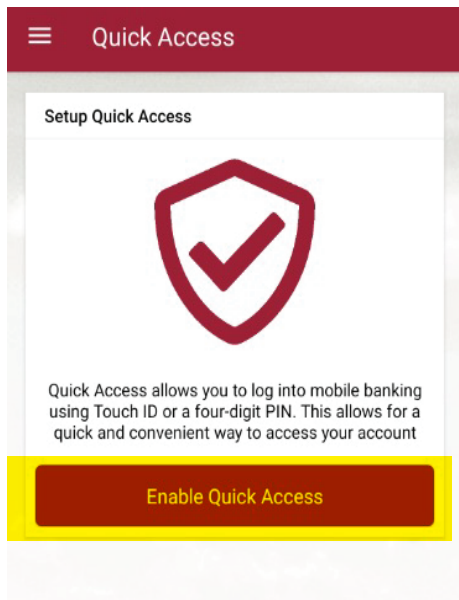


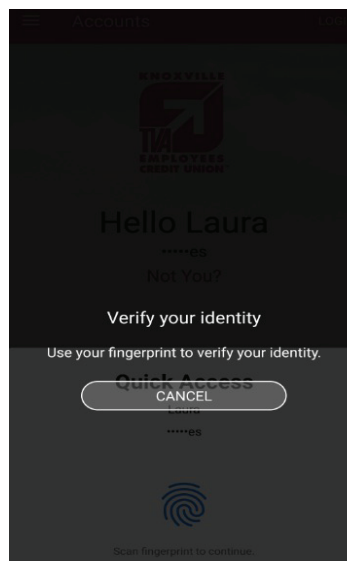
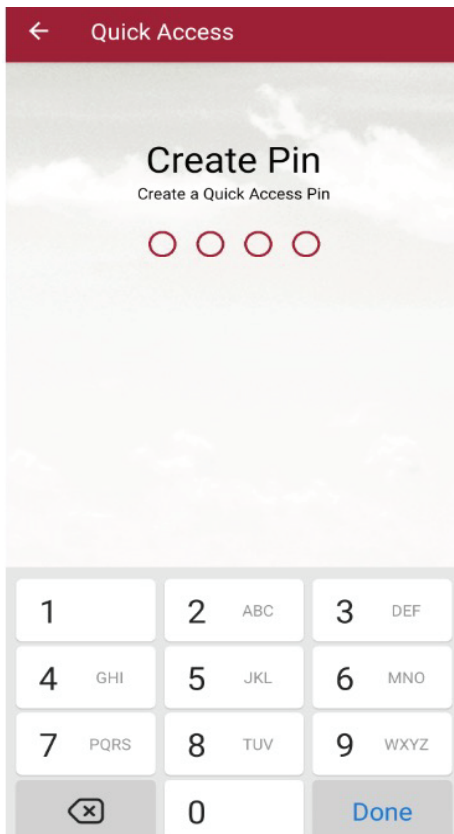
QUICK ACCESS SETUP

With Quick Access, you can log in to Mobile Banking quickly using a PIN, Touch ID, or facial recognition.



GETTING STARTED:

1. Log into the KTVAECU® Mobile App.
2. Open the **Menu** and select **Quick Access**.
3. Tap **Enable Quick Access**.
4. Create a **PIN**.
5. The next time you log in, you will be prompted to enter a fingerprint, PIN, or facial recognition, depending on the biometrics on your phone.



EXAMPLE OF QUICK ACCESS:

In the image to the left, Quick Access is shown asking for a fingerprint for account login. The next time you log in, you will be prompted to enter a fingerprint, PIN, or facial recognition, **based on the security settings on your phone.**